

# GBU6A THRU GBU6M Bridge Rectifiers

## Features

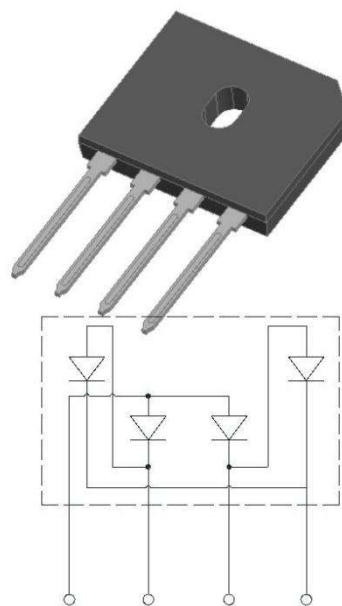
- High efficiency
- Ideal for automated placement
- High surge current capability

## Typical Applications

General purpose use in AC/DC bridge full wave rectification for power supply, lighting ballast, battery charger, home appliances, office equipment, and telecommunication applications.

## Mechanical Data

- Package: GBU
- Molding compound meets UL 94 V-0 flammability rating, RoHS-compliant
- Terminals: Tin plated leads, solderable per J-STD-002 and JESD22-B102
- Polarity: As marked on body.



## ■ Maximum Ratings (Ta=25°C Unless otherwise specified)

PARAMETER	Symbol	Unit	GBU6						
			A	B	D	G	J	K	M
Maximum Repetitive Peak Reverse Voltage	V <sub>RRM</sub>	V	50	100	200	400	600	800	1000
Maximum RMS Voltage	V <sub>RMS</sub>	V	35	70	140	280	420	560	700
Maximum DC blocking Voltage	V <sub>DC</sub>	V	50	100	200	400	600	800	1000
Average Forward Current @Half-sine wave, Resistance load ,with heatsink T <sub>c</sub> =108°C	I <sub>o</sub>	A	6.0						
Average Forward Current @Half-sine wave, Resistance load ,without heatsink T <sub>c</sub> =25°C			2.8						
Forward Surge Current (Non-repetitive) @60HZ sine wave, 1 cycle, Ta=25°C	I <sub>FSM</sub>	A	135						
Current squared time @1ms≤t≤8.3ms Ta=25°C, Rating of per diode	I <sup>2</sup> t	A <sup>2</sup> s	75.6						
Thermal Resistance(Typical) @Between junction and ambient,,without heatsink	R <sub>θJ-A</sub>	°C/W	26						
Storage Temperature	T <sub>stg</sub>	°C	-55 ~ +150						
Junction Temperature	T <sub>j</sub>	°C	-55 ~ +150						

## ■ Electrical Characteristics (Ta=25°C Unless otherwise specified)

PARAMETER	Symbol	Unit	Conditions	GBU6						
				A	B	D	G	J	K	M
Peak Forward Voltage	V <sub>FM</sub>	V	I <sub>F</sub> = 3.0A	1.05						
Peak Reverse Current	I <sub>RRM</sub>	μA	VR = V <sub>DC</sub> @Ta=25°C	10						
			VR = V <sub>DC</sub> @Ta=100°C	300						



# GBU6A THRU GBU6M

## ■ Characteristics (Typical)

FIG.1:  $I_o$ - $T_c$  Curve

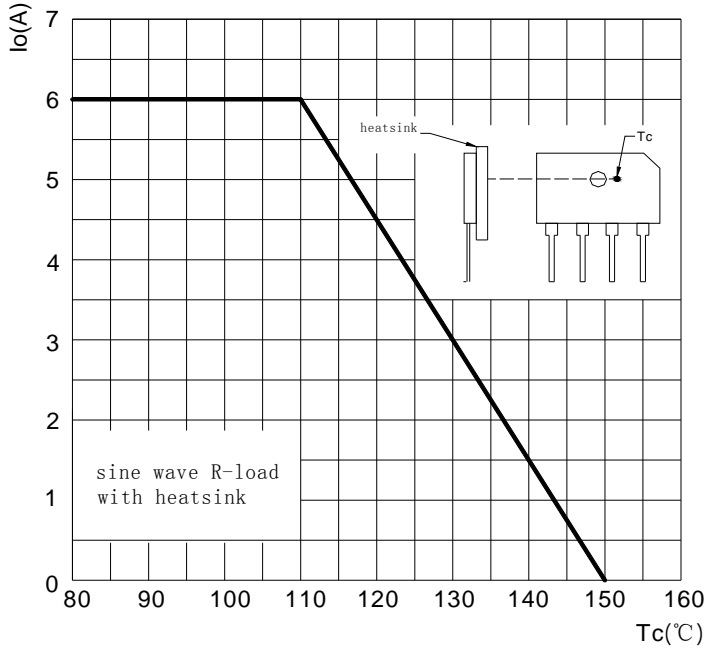


FIG.2: Forward Surge Current Capability

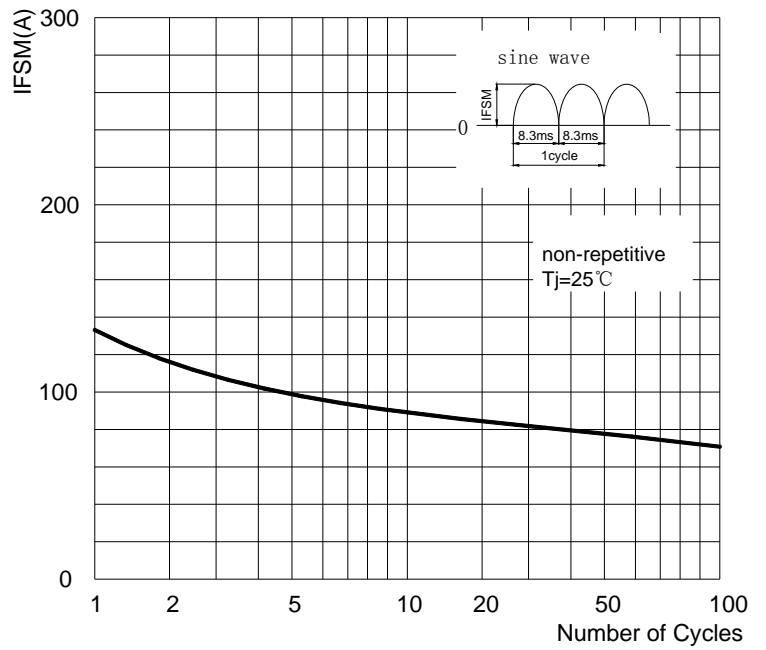


FIG.3: Forward Voltage

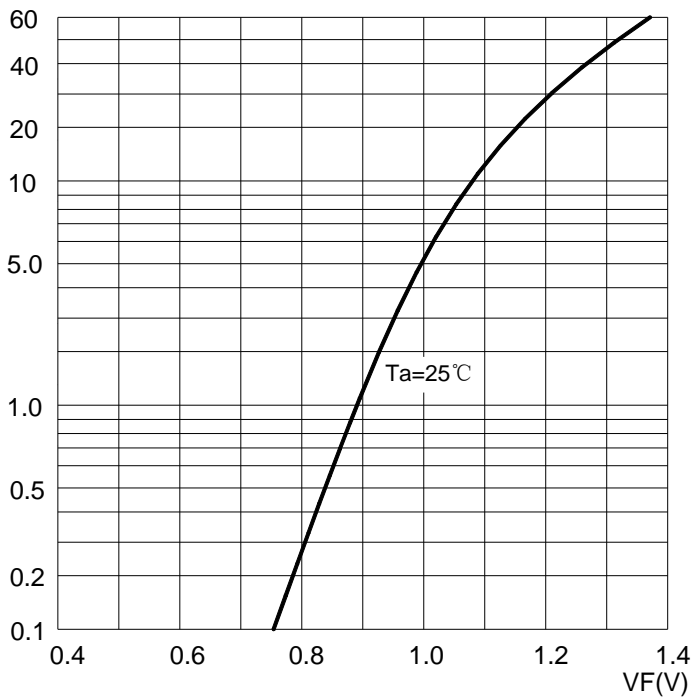
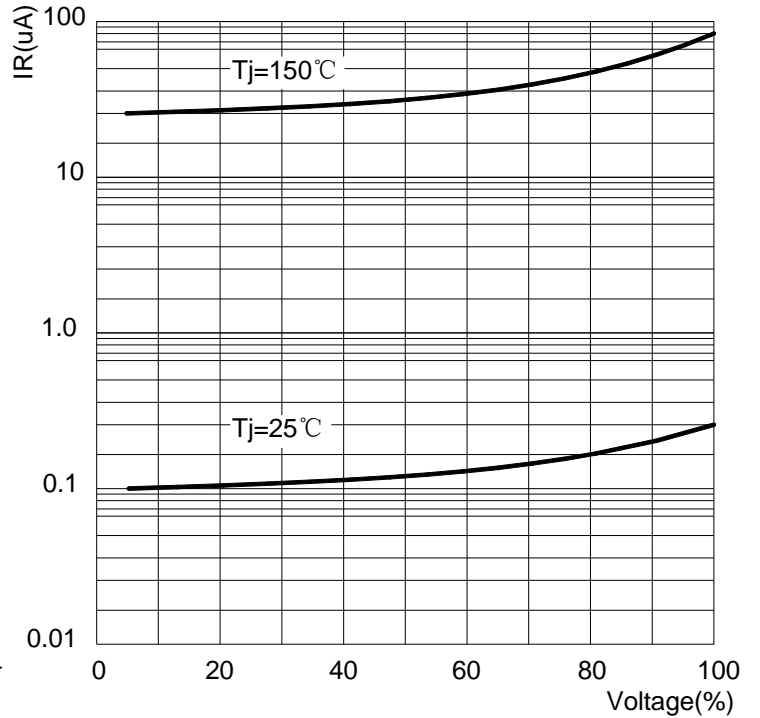


FIG.4: Typical Reverse Characteristics



# GBU6A THRU GBU6M

## Ordering Information (Example)

PREFERED	PACKAGE CODE	MINIMUM PACKAGE(pcs)	INNER BOX QUANTITY(pcs)	OUTER CARTON QUANTITY(pcs)	DELIVERY MODE
GBU6A THRU GBU6M	GBU	20	400	2000	Tube

## Outline Dimensions

